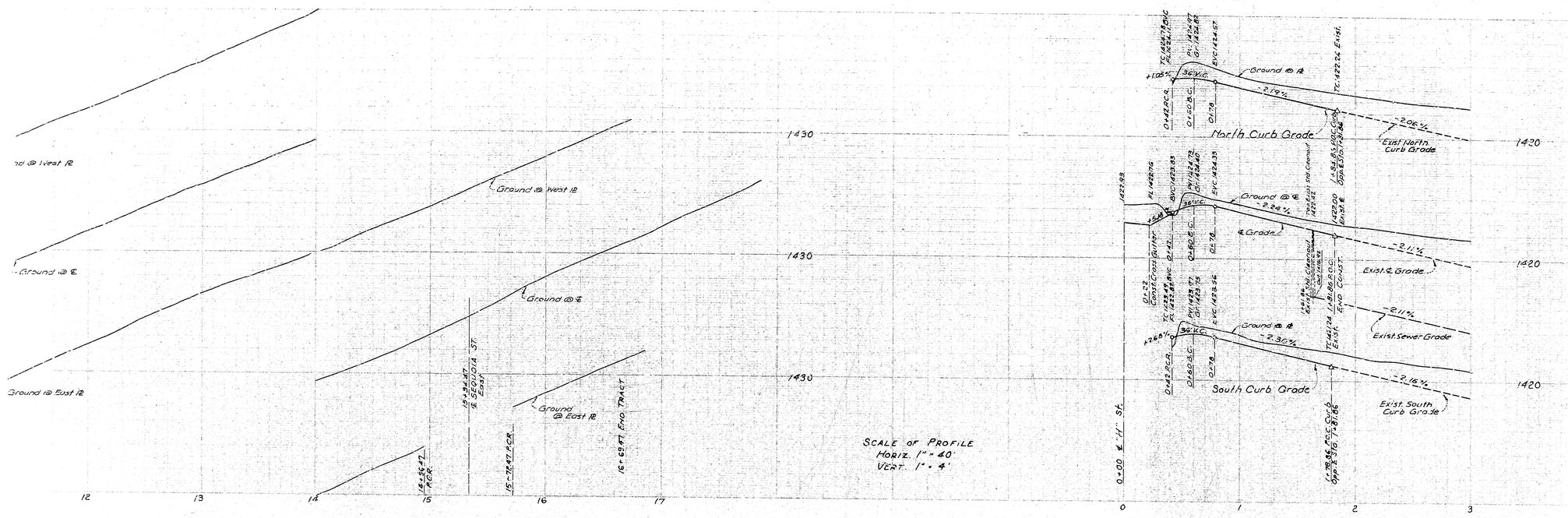

CROSS SECTION SEQUOIA ST.

Cross Section Drawing 2321-D Type 36 C
Sidewalk Location Drawing 2321-B Case C
See Detail This Sheet

SCALE 1" = 40'

Note:
See Sheet No. 1 Improvement Plans
Tract 6064 For "H" St. Improvement
Between Hill Dr. & No. Line Tract.

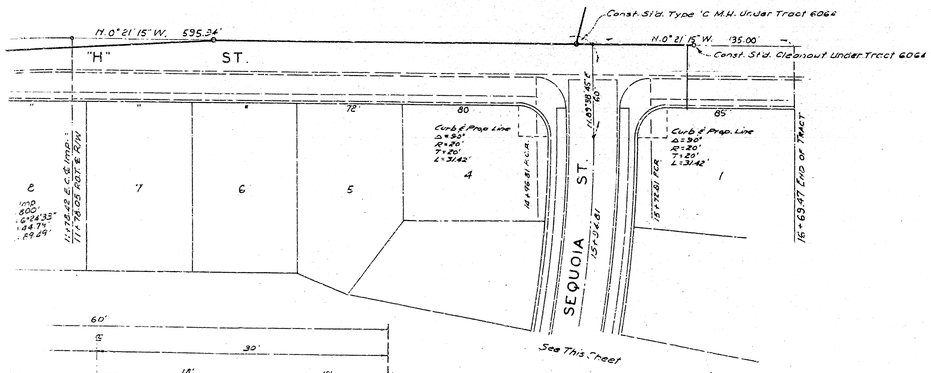

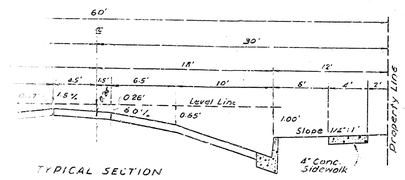

TYPICAL SECTION
61ST ST., 52ND ST. & SEQUOIA ST.

DRAWING 2321-D TYPE 36-C SIDEWALK
2321-B, CASE C

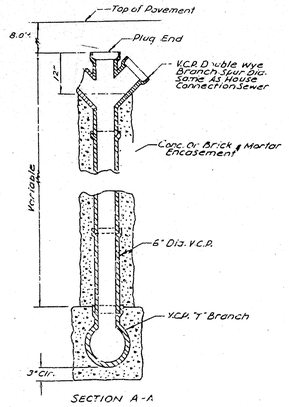

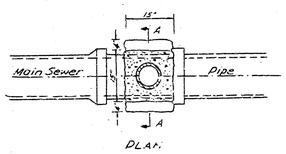

DETAIL - CHIMNEY PIPE
FOR SEWER CONNEC-
TIONS AT LOTS 11 & 12

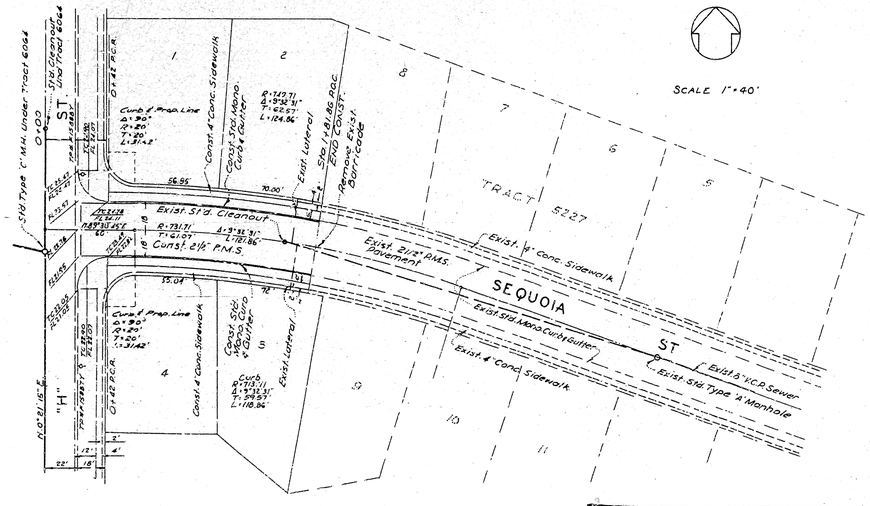

SCALE 1" = 40'

Note:
See Improvement Plans Tract 6064
Sheet 1 For Improvement Of "H" St.
Between Hill Dr. & No. Line Tract

Don B. Miller
Don B. Miller R.E. 8750

DEPARTMENT OF ENGINEERING
CITY OF SAN BERNARDINO

IMPROVEMENT PLANS

TRACT 5228

SUBMITTED BY: CAMPBELL & MILLER
DATE: February 18, 1960
Donald E. Wolfe
9819
2754

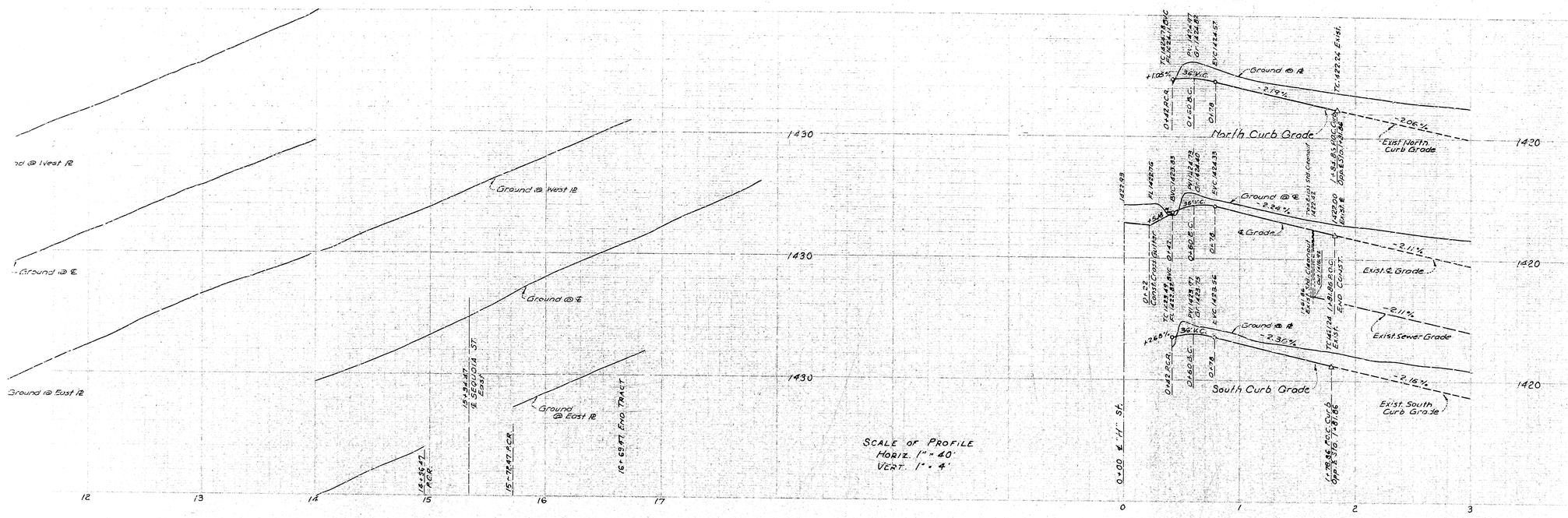

CROSS SECTION SEQUOIA ST.

Cross Section Drawing 2321-D Type 36 C
Sidewalk Location Drawing 2321-B Case C
See Detail This Sheet

SCALE 1" = 40'

Note:
See Sheet No. 1 Improvement Plans
Tract 6064 For "H" St. Improvement
Between Hill Dr. & No. Line Tract.

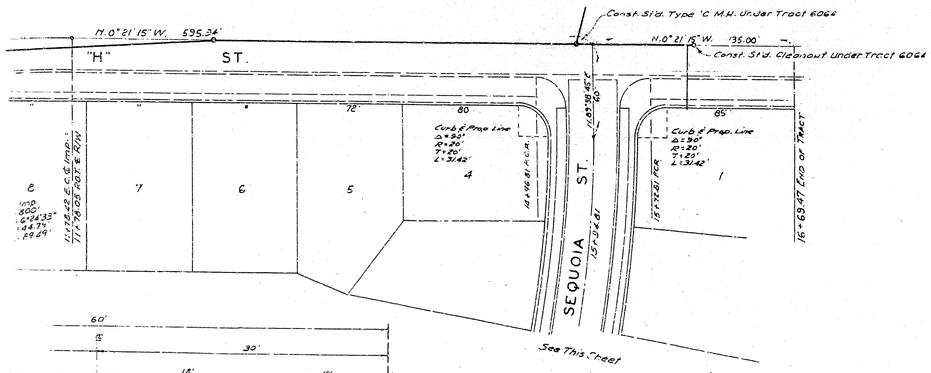

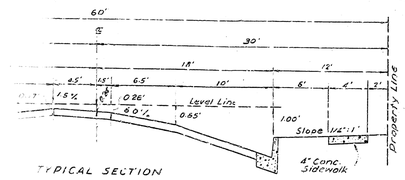

TYPICAL SECTION
61ST ST., 52ND ST. & SEQUOIA ST.

DRAWING 2321-D TYPE 36-C SIDEWALK
2321-B, CASE C

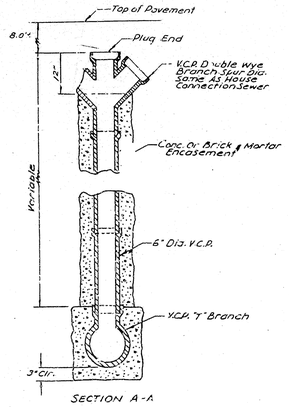

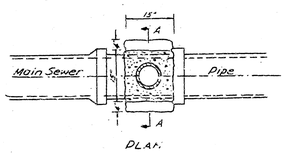

DETAIL - CHIMNEY PIPE
FOR SEWER CONNEC-
TIONS AT LOTS 11 & 12

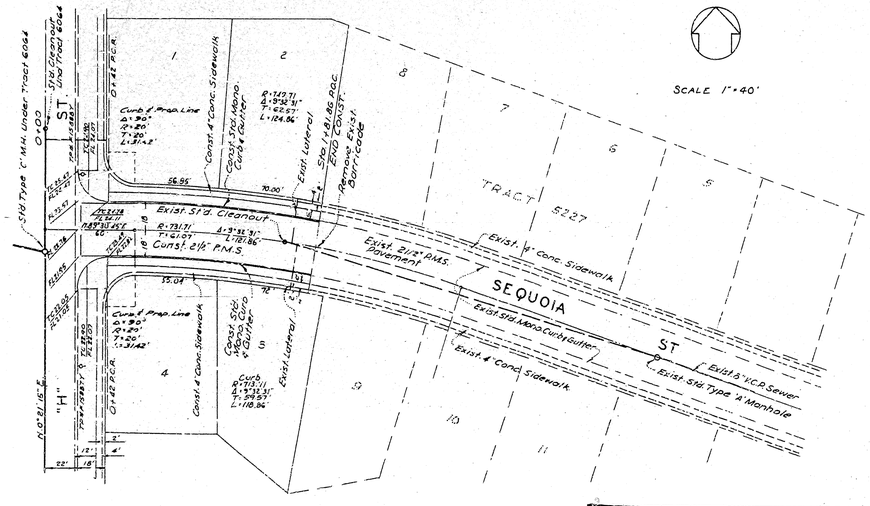

SCALE 1" = 40'

Note:
See Improvement Plans Tract 6064
Sheet 1 For Improvement Of "H" St.
Between Hill Dr. & No. Line Tract

Don B. Miller
Don B. Miller R.E. 8750

DEPARTMENT OF ENGINEERING
CITY OF SAN BERNARDINO

IMPROVEMENT PLANS

TRACT 5228

SUBMITTED BY: CAMPBELL & MILLER
DATE: February 18, 1960
Donald E. Wolfe
9819
2754